





1. How many years has your family been at Cory?			
		Response Percent	Response Count
Less than one		13.9%	10
1-3		40.3%	29
4+		45.8%	33
answered question			72
skipped question			0

2. Are you...(Check all that apply)			
		Response Percent	Response Count
Neighborhood		43.1%	31
Family			
HGT		33.3%	24
Choice		47.2%	34
answered question			72
skipped question			0

3. What is the best way for you as a parent to receive information from the school? (Please rate 1-4, 1=least favorite, 4=best)						
	1	2	3	4	Rating Average	Response Count

3. What is the best way for you as a parent to receive information from the school? (Please rate 1-4, 1=least favorite, 4=best)						
E-mail	16.4% (10)	23.0% (14)	27.9% (17)	32.8% (20)	2.77	61
Written material	13.3% (8)	30.0% (18)	28.3% (17)	28.3% (17)	2.72	60
School wide weekly update	4.5% (3)	24.2% (16)	39.4% (26)	31.8% (21)	2.98	66
The school web-site	63.3% (38)	13.3% (8)	3.3% (2)	20.0% (12)	1.80	60
 view Other (please specify)						5
answered question						72
skipped question						0


4. What is the best way for you as a parent to send information to the school? (1=least favorite, 3=best)					
	1	2	3	Rating Average	Response Count
Thursday folder (backpack)	30.8% (20)	46.2% (30)	23.1% (15)	1.92	65
E-mail your teacher	10.6% (7)	24.2% (16)	65.2% (43)	2.55	66
Leave a voice message	60.7% (37)	24.6% (15)	14.8% (9)	1.54	61
 view Other (please specify)					4
answered question					71

4. What is the best way for you as a parent to send information to the school? (1=least favorite, 3=best)


skipped question

1


5. How important are the following when receiving communication? Please rate (1=not important/do not use and 5=very important/use frequently)


	1	2	3	4	5	Response Count
E-mail	5.7% (4)	2.9% (2)	10.0% (7)	17.1% (12)	64.3% (45)	70
Web/Internet	11.8% (8)	17.6% (12)	26.5% (18)	22.1% (15)	22.1% (15)	68
Weekly update	1.4% (1)	2.8% (2)	12.7% (9)	16.9% (12)	66.2% (47)	71
Chronicle	13.0% (9)	20.3% (14)	29.0% (20)	15.9% (11)	21.7% (15)	69
Thursday folder	4.2% (3)	4.2% (3)	4.2% (3)	18.3% (13)	69.0% (49)	71
Notes & Newsletters from teacher	7.0% (5)	2.8% (2)	2.8% (2)	11.3% (8)	76.1% (54)	71
PTA meetings	24.6% (17)	23.2% (16)	29.0% (20)	18.8% (13)	4.3% (3)	69
CSC meetings	36.8% (25)	22.1% (15)	19.1% (13)	19.1% (13)	2.9% (2)	68
Principal Cory Conversations	32.4% (22)	29.4% (20)	23.5% (16)	13.2% (9)	1.5% (1)	68
Conferences	11.6% (8)	10.1% (7)	10.1% (7)	15.9% (11)	52.2% (36)	69
 view Other (please specify)						3


5. How important are the following when receiving communication? Please rate (1=not important/do not use and 5=very important/use frequently)		
	answered question	71
	skipped question	1

6. In which way would you like to be involved in the school? (Please check all that apply)			
		Response Percent	Response Count
Volunteer in your child's classroom		80.9%	55
PTA Events		38.2%	26
Field trips		70.6%	48
Room parent		30.9%	21
CSC board		8.8%	6
Volunteer from home		42.6%	29
 view Other (please specify)			4
	answered question		68
	skipped question		4


7. Is there something you are able to do from home to benefit your child's classroom or the school in general?			
		Response Percent	Response Count

7. Is there something you are able to do from home to benefit your child's classroom or the school in general?			
Yes		40.7%	22
No		59.3%	32
 view If yes, please list			21
answered question			54
skipped question			18

8. How welcome do you feel at Cory? (1=Unwelcome, 5=Highly Welcomed)			
		Response Percent	Response Count
1		5.6%	4
2		5.6%	4
3		16.7%	12
4		31.9%	23
5		40.3%	29
 view Please explain			21
answered question			72
skipped question			0

9. Do you feel you have access to your parent CSC representatives?			
		Response Percent	Response Count
Yes		71.6%	48
No		28.4%	19
 view If you do not, please explain why			18

9. Do you feel you have access to your parent CSC representatives?		
	answered question	67
	skipped question	5

10. The parents on the CSC are charged with meeting with their parent constituency group. Which meeting time below is most convenient for you? (Please rate 1-3, 1=least convenient, 3=most convenient)					
	1	2	3	Rating Average	Response Count
After school	16.7% (8)	50.0% (24)	33.3% (16)	2.17	48
Evenings	19.7% (12)	24.6% (15)	55.7% (34)	2.36	61
Mornings before school	73.7% (28)	18.4% (7)	7.9% (3)	1.34	38
PTA 1st Friday coffee	37.5% (15)	27.5% (11)	35.0% (14)	1.98	40
 view Other (please specify)					7
	answered question				69
	skipped question				3


11. Do you have access to:			
	Yes	No	Response Count
Internet	100.0% (71)	0.0% (0)	71
E-mail	100.0% (70)	0.0% (0)	70
Voice Mail	100.0% (68)	0.0% (0)	68

11. Do you have access to:			
Text Messaging	53.0% (35)	47.0% (31)	66
	answered question		71
	skipped question		1

12. Would you be interested in learning more about how to use computers with your child/children at an evening event?			
		Response Percent	Response Count
Yes		32.4%	23
No		67.6%	48
	answered question		71
	skipped question		1


13. The Cory PTA tries to limit fundraising to two major events a year, Friends of Cory and the spring auction. In regards to alternative fundraising options, we would like your input. (Please check all that apply)			
		Response Percent	Response Count
Leave things the way they are		86.4%	57
Sell things like wrapping paper or candy		3.0%	2
Get involved in smaller		10.6%	7

13. The Cory PTA tries to limit fundraising to two major events a year, Friends of Cory and the spring auction. In regards to alternative fundraising options, we would like your input. (Please check all that apply)

fundraisers supported by parents and their businesses			
Investigate a major fundraiser like a house tour		24.2%	16
 view Other (please specify)			18
	answered question		66
	skipped question		6

14. What is the biggest obstacle for you in attending a PTA meeting? (Please rate 1-3, 1=minor obstacle, 3=major obstacle, N/O=not an obstacle)

	1	2	3	N/O	Rating Average	Response Count
Babysitting	12.3% (7)	24.6% (14)	29.8% (17)	33.3% (19)	2.26	57
Food	2.0% (1)	4.1% (2)	0.0% (0)	93.9% (46)	1.67	49
Time	8.3% (5)	21.7% (13)	40.0% (24)	30.0% (18)	2.45	60
Location	12.5% (6)	4.2% (2)	0.0% (0)	83.3% (40)	1.25	48
I do not feel welcome	9.8% (4)	7.3% (3)	9.8% (4)	73.2% (30)	2.00	41
Not	10.5% (4)	21.1% (8)	10.5% (4)	57.9%	2.00	38

14. What is the biggest obstacle for you in attending a PTA meeting? (Please rate 1-3, 1=minor obstacle, 3=major obstacle, N/O=not an obstacle)					
interested				(22)	
 view Other					12
	answered question				70
	skipped question				2

15. What time of day would be most convenient for you to attend a PTA meeting? (Please rate 1-3, 1=least convenient, 3=most convenient, please rate your top 3 choices)					
	1	2	3	Rating Average	Response Count
Mornings before school	73.1% (19)	23.1% (6)	3.8% (1)	1.31	26
Mornings during school	27.3% (12)	25.0% (11)	47.7% (21)	2.20	44
After school	28.6% (12)	59.5% (25)	11.9% (5)	1.83	42
Evenings	11.3% (6)	15.1% (8)	73.6% (39)	2.62	53
	answered question				68
	skipped question				4

16. Which day of the week would be most convenient for you to attend a PTA meeting? (Please rate 1-3, 1=least convenient, 3=most convenient, please rate your top 3 choices)					
	1	2	3	Rating Average	Response Count
Monday	36.4% (8)	18.2% (4)	45.5% (10)	2.09	22
Tuesday	23.8% (5)	42.9% (9)	33.3% (7)	2.10	21

16. Which day of the week would be most convenient for you to attend a PTA meeting? (Please rate 1-3, 1=least convenient, 3=most convenient, please rate your top 3 choices)					
Wednesday	18.8% (6)	40.6% (13)	40.6% (13)	2.22	32
Thursday	11.8% (2)	35.3% (6)	52.9% (9)	2.41	17
Friday	40.0% (8)	15.0% (3)	45.0% (9)	2.05	20
Saturday	66.7% (10)	6.7% (1)	26.7% (4)	1.60	15
	answered question				55
	skipped question				17

17. In the past have you attended the following: (N/A=event hasn't happened yet)				
	Yes	No	N/A	Response Count
Spooky Story Night	76.8% (53)	23.2% (16)	0.0% (0)	69
Carnival	94.2% (65)	5.8% (4)	0.0% (0)	69
Sock Hop	60.9% (39)	34.4% (22)	4.7% (3)	64
Thanksgiving Lunch	79.4% (54)	20.6% (14)	0.0% (0)	68
Grounds Clean Up	30.2% (19)	69.8% (44)	0.0% (0)	63
Art Night	69.7% (46)	28.8% (19)	1.5% (1)	66
	answered question			70
	skipped question			2

18. In the future how likely are you to attend the following? (1=would not attend, 5=definitely would attend)						
	1	2	3	4	5	Response Count

18. In the future how likely are you to attend the following? (1=would not attend, 5=definitely would attend)						
Spooky Story Night	11.3% (8)	5.6% (4)	12.7% (9)	15.5% (11)	54.9% (39)	71
Carnival	4.2% (3)	4.2% (3)	5.6% (4)	15.5% (11)	70.4% (50)	71
Sock Hop	17.1% (12)	7.1% (5)	14.3% (10)	20.0% (14)	41.4% (29)	70
Thanksgiving Lunch	16.7% (12)	8.3% (6)	19.4% (14)	12.5% (9)	43.1% (31)	72
Grounds Clean Up	14.3% (10)	15.7% (11)	22.9% (16)	24.3% (17)	22.9% (16)	70
Art Night	8.5% (6)	2.8% (2)	11.3% (8)	15.5% (11)	62.0% (44)	71
	answered question					72
	skipped question					0